

Technical details

SOLAR PERFORMANCE



Dimensions

Ø190mm H: 55mm (Ø 7 ½" H: 2 ⅜")

Height above road surface

4mm (5/32")

Material

Aluminum ground socket with corrosion-resistant insert made of stainless steel alloy or aluminum, each with polycarbonate lens for LED

Protection category

IP 68
IK 10

Light Unit (replacable)

Unidirectional: 2 LEDs
Bidirectional: 4 LEDs

Beam angle

15°

Light colors

Daylight white, warm white, red, orange, green, blue

Light-control features

Built-in light sensor for automatic activation when it gets dark

Areas of application

Unidirectional or bidirectional
Solar Road Stud for

- marking hazard spots, traffic islands, roundabouts, bicycle paths
- entry lighting
- traffic guidance systems
- adaptation lighting
- marking of pedestrian crossings

Highlights

- Low light emission in natural areas, as operating times, e.g. from 11 p.m. to 5 a.m., can be restricted
- Deep discharge protection function
- Combination with motion detectors, e.g. for cyclists in defined areas

Load capacity

40 tons

Charging requirements

The built-in battery initially requires two sunny days to fully charge and then at least 1 hour of direct sunlight per day and two sunny days every 12 months.

Operating life

- Continuous light: 1000h
- Flashing: 2500h

Operating temperature

-25 °C to +85 °C (-13 °F to +185 °F)

Mode of operation

continuous or flashing

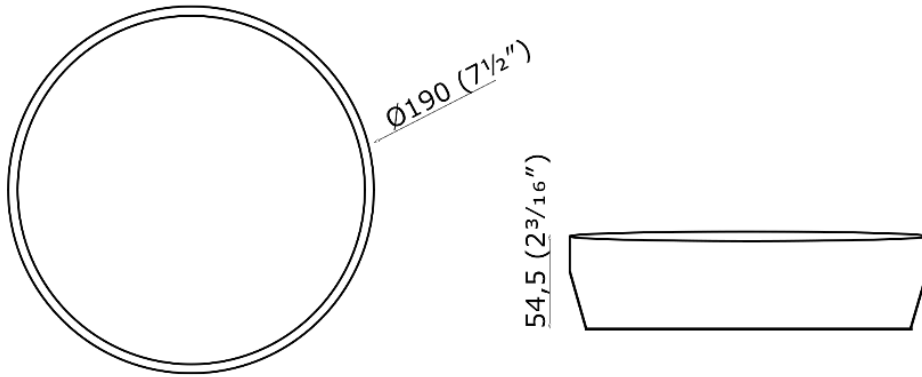
Certifications

CE, polycarbonate UL 94 V0

Weight

Stainless steel: 3 kg (6.6 lbs)
Aluminum: 2 kg (4.4 lbs)

Dimensions/article numbers
SOLAR PERFORMANCE



Product Number

64	2	08	2	08	2	4	2
-----------	----------	-----------	----------	-----------	----------	----------	----------

Modell
 64 = Solar Performance

Light Distribution
 1 = unidirectional
 2 = bidirectional

Light Color Right Side
 00 = none
 02 = red
 03 = orange
 07 = blue
 08 = daylight white (5500K)
 09 = warm white (3000K)

Light Mode
 1 = Steady
 2 = Flashing

Light Color Left Side
 02 = red
 03 = orange
 07 = blue
 08 = daylight white (5500K)
 09 = warm white (3000K)

Material
 2 = Aluminium
 3 = Stainless Steel

Power Mode
 4 = Battery
 5 = Capacitor

LED Configuration
 1 = Low Power - all night on
 2 = Low Power with schedule (can be defined)

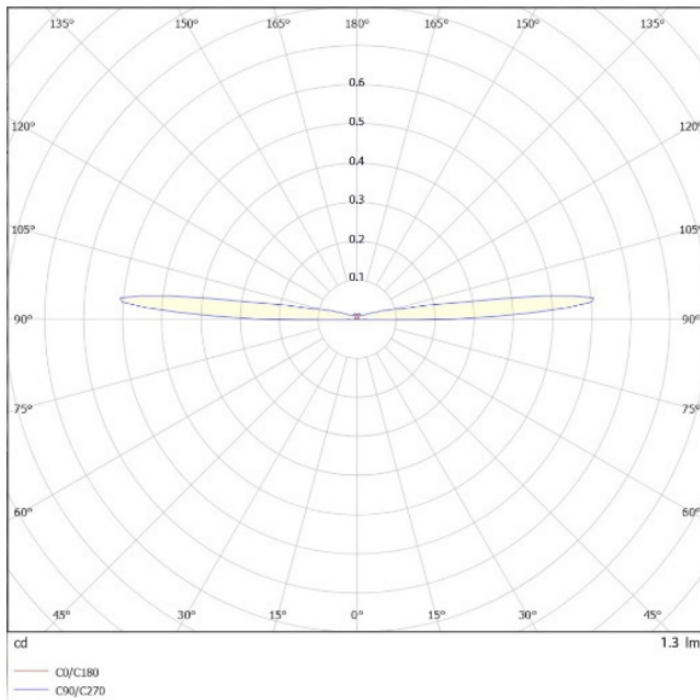
Photometry

SOLAR PERFORMANCE

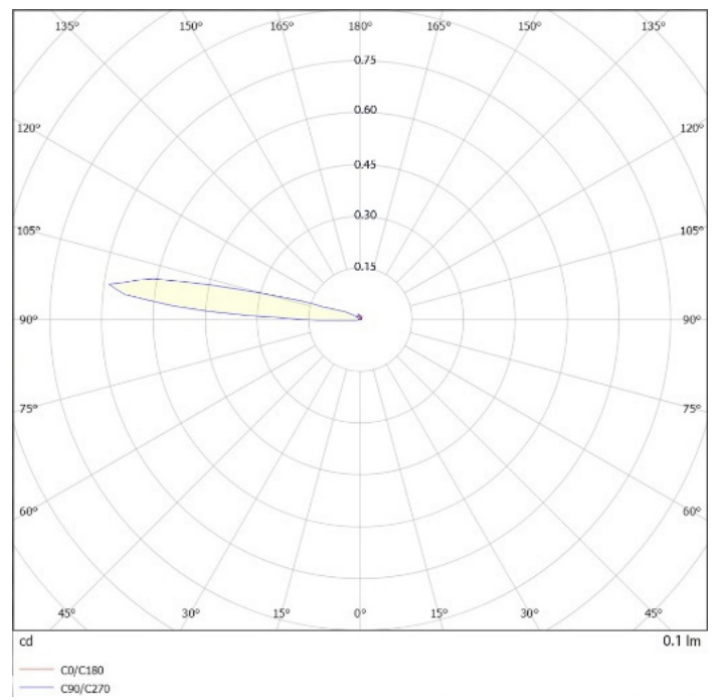


Low light emission of only 0.1-1.3 lm. This corresponds to a fraction of a candle's glow, at around 10-12lm.

SOLAR PERFORMANCE Bidirectional



SOLAR PERFORMANCE Unidirektional



Light spectrum 2700K

